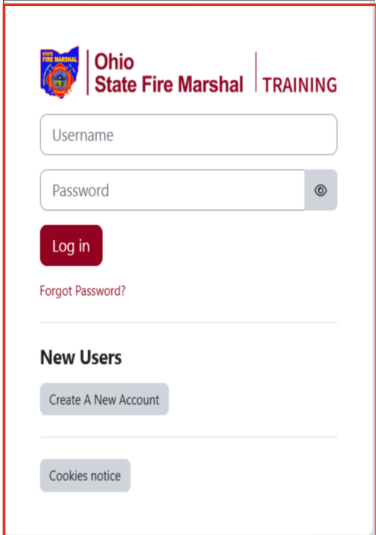


# Enrolling in Online Healthcare Fire Safety Training

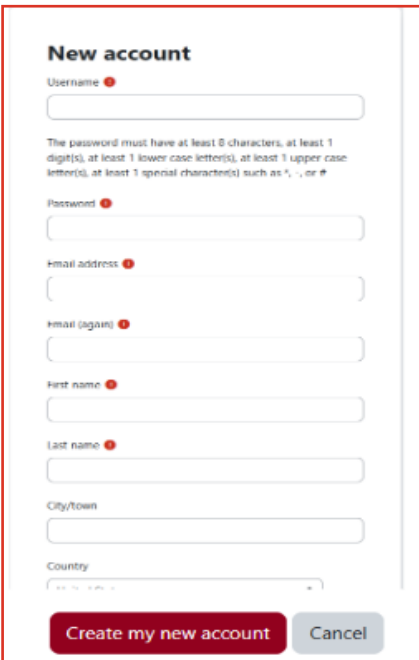
Go to this link: <https://sfmonlinehct.com.ohio.gov>

1. Go to this link: <https://sfmonlinehct.com.ohio.gov>
2. Create a new account



The screenshot shows the login interface for the Ohio State Fire Marshal TRAINING portal. At the top left is the Ohio State Fire Marshal logo. To its right, the text "Ohio State Fire Marshal" is followed by "TRAINING" in a larger, bold font. Below the header are two input fields: "Username" and "Password". The "Password" field has a toggle icon on the right. Below these fields is a red "Log in" button. Underneath the button is a link for "Forgot Password?". Further down, there is a section titled "New Users" with a button labeled "Create A New Account". At the bottom of the page is a "Cookies notice" button.

3. Fill out your personal info and click "create my new account"



The screenshot displays the "New account" registration form. The title "New account" is at the top. Below it are several input fields, each with a red error icon to its right: "Username", "Password", "Email address", "Email (again)", "First name", "Last name", "City/Town", and "Country". A text box provides password requirements: "The password must have at least 8 characters, at least 1 digit(s), at least 1 lower case letter(s), at least 1 upper case letter(s), at least 1 special character(s) such as %, ., or #". At the bottom of the form are two buttons: "Create my new account" (in red) and "Cancel" (in grey).

4. You'll receive an email that you have to verify before moving forward. Once verified, click "continue".

5. Click on Self-Paced Training - General Fire Safety

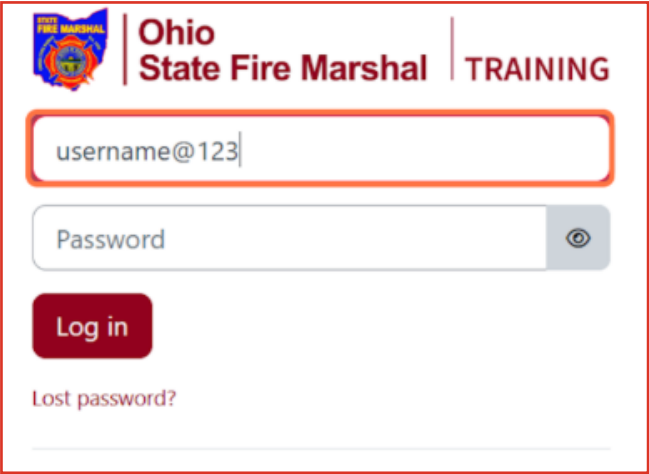
## Self-Paced Training

General Fire Safety – Healthcare Facilities [Self-paced]



The fire safety training modules cover essential knowledge for fire safety. Module 1 introduces the importance of fire safety, key agencies and shaped fire codes. Module 2 focuses on fire safety components and teaches fire prevention strategies using RACE and PASS techniques, identification and corrective actions, and Module 5 emphasizes alarm maintenance and exit drills. The training is supported by fire codes and Ohio safety standards.

6. Type "Your Username and password" and click log in.



Ohio State Fire Marshal TRAINING

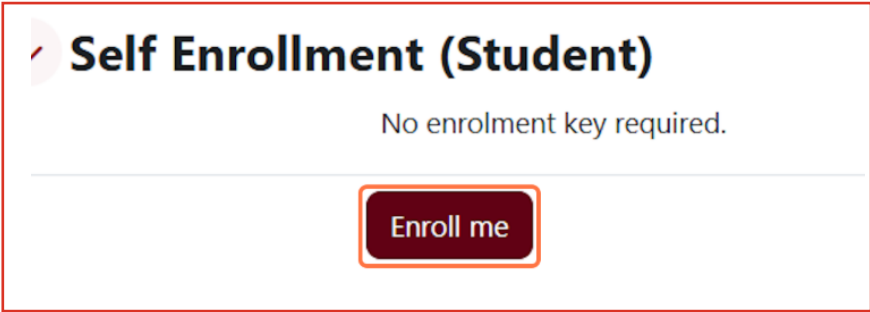
username@123

Password

Log in

Lost password?

7. Click on Enroll me.

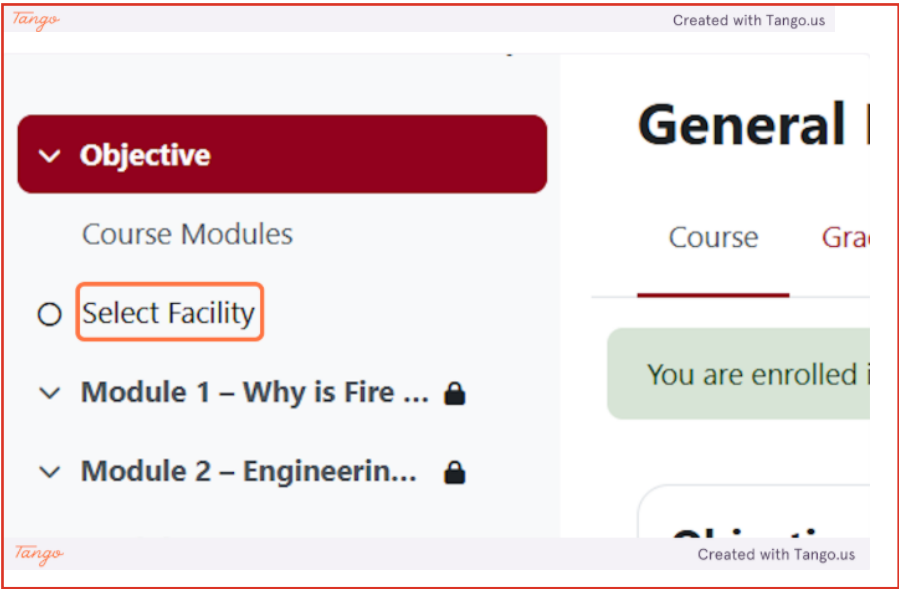


Self Enrollment (Student)

No enrolment key required.

Enroll me

8. Click on Select Facility and then "Submit"



General

Course Modules

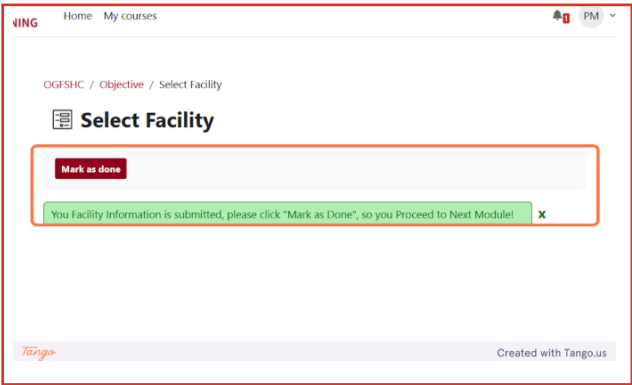
Select Facility

Module 1 – Why is Fire ...

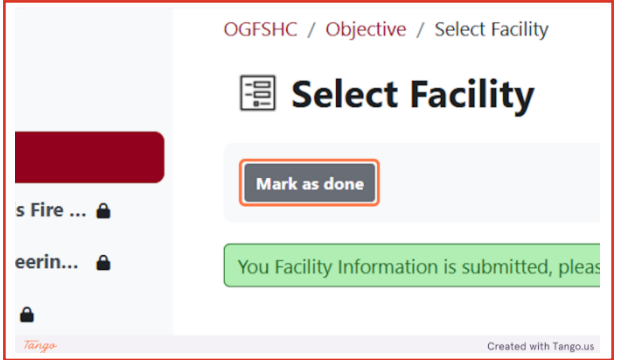
Module 2 – Engineerin...

You are enrolled

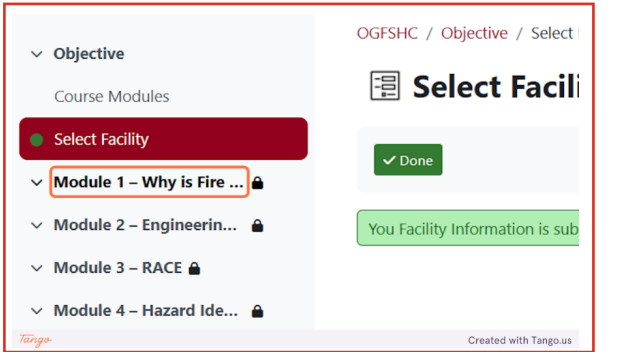
9. You'll see a green pop up.  
That means your selection was submitted



10. click on "Mark as Done"



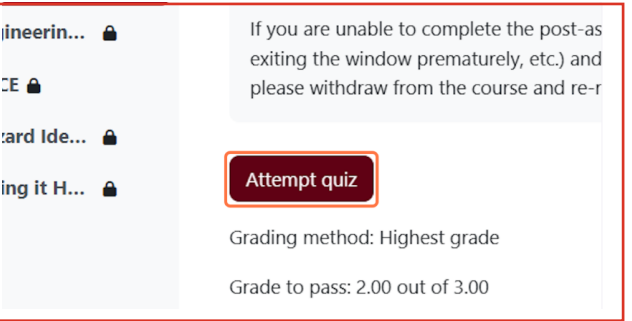
11. Click on Module 1 - "Why is Fire Safety Training Important"  
Click "Play" above the video



12. Mark as done will appear once video is over.



13. Click on "Attempt quiz"



REPEAT THE PROCESS FOR EACH MODULE